

FUTURES TRADING RULES

Your contractual engagements require that you carefully read this document as well as all related information available on our website before placing your first order on the trading platform.

We reserve the right to modify these trading rules without prior notice. The latest version of the trading rules is always available on our website.

Trading with leverage and/or short selling can cause losses greater than your initial investment.

You are fully responsible for any negative balance on the account and need to cover this unsecured debit within 5 working days.

Please contact the support desk if you have any questions or concerns regarding these trading rules.

Content

[Information](#), [Trading hours](#), [Halted session](#)

[Expirations](#)

[Tick value and position size](#)

[Spreads](#), [Margin requirements](#), [Telephone orders](#), [Options](#)

[Order types](#), [Validity of orders](#)

[Settlement and Lowest in - First out \(LoFo\)](#)

[Slippage](#)

[Leverage and risk awareness](#), [CME message rule](#),

[Limit up - Limit down](#), [FAQ](#)

[Complaint procedure](#)

Risk warning: Futures are complex instruments subject to unpredictable changes in price. They are financial instruments which offer the investor the possibility to use leverage. The use of leverage implies the risk of losing more than the total value of the account.

Each investor should verify, if possible, with the help of an external advisor, if these financial instruments are suitable for his personal situation. Before investing, it is recommended you familiarize yourself with the contract parameters and risks of the instruments you wish to invest in. Profits realized on a demo account are no guarantee for future profits. You are not obliged to use leverage.

Information

Futures are the preferred instrument of active investors and traders.

In total over 2.000 electronic futures are available.

Only the most popular and most traded futures are activated on the trading platform. Traders who wish to trade other futures can contact the support desk.

Short selling is allowed on all futures.

Positions can be opened on margin.

The trader decides whether he uses leverage or not. If he chooses to use leverage, he is free to decide how much leverage he uses.

Trading hours

Futures contracts are tradable during specific trading hours. Please visit our website for more information.

The exchange may decide to change contract specifications, including the trading hours, at any time. Although the table on the website is updated regularly, information may not be up-to-date. We recommend that you follow the link to the exchange provided in the table and check the contract specifications.

The trading hours for US futures are normally displayed in US Central Time, which is the time in Chicago, where the CME Group is headquartered.

The opening and closing times of the futures markets may be different on public holidays.

Halted session

In the case of US holidays, some US markets may be closed or their session may be halted. In the case of a halted session, all 'DAY' orders entered and still working at market close, will be rolled over to the session of the next trading day. Traders who do not wish to keep their 'DAY' orders, need to cancel them before the halt of the session. Clients are solely responsible for any consequences of 'DAY' orders they did not cancel.

Please be aware that trades and resulting positions executed during a halted session on a public holiday will only appear in the account statement the day after the next normal business day.

Expiration

Futures contracts have an expiration date. The expiration date and time is the moment when a particular delivery month of a futures contract stops trading. At the same time, the final settlement price for the contract is fixed by the exchange.

For example:

The DAX future expires every three months in March, June, September and December. The expiration date is the third Friday of each maturity month at 13h00 CET if this is an exchange day, or the exchange day immediately preceding that day.

The E-mini S&P 500 future expires every three months in March, June, September and December. The expiration date is the third Friday of each maturity month at 8h30 Central Time (CT) if this is an exchange day, or the exchange day immediately preceding that day.

Some futures contracts are settled in cash at expiry (CAC, DAX, E-mini S&P, E-mini Nasdaq ...). This is called the financial settlement. Some futures are settled with physical delivery (Gold, Crude Oil, Bund, TNote, ...).

Which dates are important to understand?

DO NOT KEEP positions on futures contracts with physical delivery on or after First Notice Day or Last Trading Day. In order to avoid any inconvenience, a trader needs to fully understand First Notice Day and Last Trading Day.

FIRST NOTICE DAY: The first day that investors who have traded a futures contract may be informed that they have been assigned a delivery of a futures contract.

LAST TRADING DAY: The final day that a futures contract may trade or be closed out before delivery of the underlying asset. All futures contracts which have not been traded out by the end of the last trading day must be settled by making delivery of the physical commodity or are cash settled.

- Traders are solely responsible to close the position before the expiration date.
- Traders must know the conditions of the expiring contracts he wants to trade. This information can be found on the website of the corresponding exchange.

What are the rules to close positions?

In the worst case, open positions can lead to physical delivery or high compensation payments.

In order to avoid physical delivery due to delayed exit, we urge our clients to close positions on futures contracts with physical delivery at the latest two trading days prior to the First Notice Day/Last Trading Day. We also send two days before an e-mail on a best effort basis when futures with physical delivery expire.

If we have to close positions on a best effort basis and at the market price on the day before, on, or after the first notice day/last trading day to avoid the risk of physical delivery, a fee of € 50 per contract will be applied. In the event orders need to be cancelled to avoid any risk of physical delivery, a fee of € 25 will be applied per contract. Clients can easily avoid this fee by following the rules.

The expiration dates of every contract can be found on the website of the relevant futures exchange. A link can also be found in the futures tables on our website.

www.eurexchange.com | www.euronext.com | www.cmegroup.com | www.theice.com

Example:

For some futures, the time between First Notice Day and Last Trading Day can be substantial. This is the case of the CMX Gold future, for example. The First Notice Day is Friday, 30th November and the Last Trading Day is four weeks later on 29th December. Positions need to be closed 2 DAYS BEFORE 30th November. Trading volume will decrease considerably at that time, as trading will have shifted to the next contract.

Illustrative Example: First Notice before Last Trading Day

Wednesday 28th November	Thursday 29th November	Friday 30th November	...	Friday 29th December
Traders need to trade out of their CMX GOLD DEC20XX positions	CMX GOLD DEC20XX positions no more allowed	First Notice Day of CMX Gold DEC20XX	...	Last Trading Day of CMX Gold DEC20XX

In other cases, the Last Trading Day comes before the First Notice Day. This is the case of the Crude Oil future. The First Notice Day is on Friday, 24th December, whilst the Last Trading Day is earlier, on 20th November. Positions need to be closed BEFORE 20th November. Trading volume will decrease considerably at that time, as trading will have shifted to the next contract.

Illustrative Example: Last Trading Day before First Notice Day

Wednesday 18th November	Thursday 19th November	Friday 20th November	...	Friday 24th December
Traders need to trade out of their Crude Oil DEC20XX positions	Crude Oil DEC20XX positions no more allowed	Last Trading Day of Crude Oil DEC20XX	...	First Notice Day of Crude Oil DEC20XX

Attention: Please keep in mind that positions should always be closed either two days before First Notice Day or two days before Last Trading Day, whichever occurs first.

Tick value and position size

A tick is the smallest value by which the market price of a future moves. The 'tick' size is defined by the futures exchange and can differ from contract to contract.

The DAX future (FDAX), for example, has a tick size of 0,5. This means that the price moves up or down in increments of 0,5. The "tick" column in the futures table on our website shows this minimum variation between two consecutive prices.

The exchange also defines the monetary value of one tick. The 'Value' column shows the monetary value of a tick.

	Symbol		Trading Hours		Fees		Margin (in €)		Minimum change		Details	
	Exchange	CQG	Local	CET	Exchange	Intraday	Overnight	Tick	Value	Expires		
DAX	FDAX	DD	1.15 - 22.00	-	0,80 €	7200	21500	0.5	12,5 €			

The DAX future (FDAX) has a value of € 12,5 per tick. When the price of a future contract goes up by one tick, the trader who has a long position, makes a profit of € 12,5 per future.

A 'point' consists of one or more ticks. In the case of the FDAX a tick is 0,5. One point therefore consists of two ticks.

When the DAX future (FDAX) has, for example, a value of 11.000 points the position size is € 275.000 (=11.000 x € 25).

Another example:

Contract: E-mini Crude Oil (NQM)

One tick: \$ 0,025: One point is therefore 40 ticks (40 x 0,025 = 1)

Tick value: \$ 12,50: One point is therefore worth \$ 500 (40 x \$ 12,50).

Spreads

Like nearly all markets, futures markets quote a bid and an ask price. The bid price is the price buyers are willing to pay. The ask price is the price sellers are willing to sell. The distance between the bid price and the ask price is called the spread. The spread cannot be smaller than one tick. The spread

can be more than one tick on futures with limited trading volume or when liquidity is momentarily low.

Margin requirements

The margin requirement is the minimum amount a trader is required to maintain in his trading account in order to hold a futures position.

The intraday margin is the minimum amount a trader is required to have on his account to open and maintain a position during the trading session 8.00 - 22.00 CET as long as the market is open in this period.

The overnight margin is the minimum amount a trader is required to have on his account to maintain a position until the next trading session. The customer must maintain the overnight margin no later than 15 minutes before end of the trading hours for each specific contract. At the latest from 22.00 - 08.00 CET.

Please consult the margin requirements table on our website.

Margins are expressed in EUR. The margin requirements indicated on our website cannot be considered as fixed. Any event can lead to changes in the margin requirements at any time and possibly without prior notice.

Telephone orders

Orders can be placed by telephone between 8.00 - 22.00 CET on +352 42 80 42 80.

To place your order efficiently you need to have the following information ready when calling: your account number + your email address; the futures contract; the order size; the order type (market, limit, stop ...) and price.

Options

Futures exchanges also offer option contracts. These have futures as well as cash indices as an underlying value. Product specifications are diverse and may vary strongly between the different products. Before trading options, a client should inform him/herself thoroughly - via the official website of the exchange - about the trading conditions of the product in question. Options cannot be taken lightly as they are complex and may be unsuitable for many retail investors.

Unless you have the necessary expertise, we strongly advise not to trade options because the potential for errors is high. Errors may have unforeseen consequences and may result into virtually unlimited losses on the account.

Order types

Market order:

Buy at the best ask price, or sell at the best bid price

Limit order:

Maximum price if you want to buy, or minimum price if you want to sell.

Stop order:

Triggers a market order when the stop price level is reached.

Stop Limit order:

Triggers a limit order when the stop price level is reached. It is advisable to only use this order type to open a position.

Validity of orders

Day orders:

Unless specified otherwise, day orders are considered cancelled at the end of the current day's trading session.

GTC (Good Till Cancel) orders:

GTC orders remain active until specifically cancelled or filled.

GTD (Good Till Date) orders:

GTD orders remain active until the end of the designated day or until specifically cancelled or filled.

Not all order types are available on all exchanges. In case of a halted session (see Halted session) day orders must be cancelled manually.

Settlement and Lowest in - First out (LoFo)

Intraday futures trades are managed using the Lowest in - First out or LoFo principle.

According to this principle, the futures contract with the lowest price is to be settled first. Less experienced traders often think this principle has a negative impact on their account balance. The following example of two round-turn trades proves that this is not the case.

Chronology of trades as shown in the platform and in the statement:

Orderid	Symbol	Status	Filled	Action	Type	Avg.Price	Price1	Price2	Time
684601701	FDAX DEC 18	Filled	1	Buy	Market	11354.5	0.0	0.0	30.10.18 Tue 09:23
684631440	FDAX DEC 18	Filled	1	Sell	Market	11261.0	0.0	0.0	30.10.18 Tue 10:21
684616966	FDAX DEC 18	Filled	1	Buy	Market	11264.0	0.0	0.0	30.10.18 Tue 10:31
684701048	FDAX DEC 18	Filled	1	Sell	Market	11316.5	0.0	0.0	30.10.18 Tue 11:22

Settlement of trades based on Lowest in - First out, or LoFo:

TRADE	SETTL	BUY	SELL	CONTRACT	DESCRIPTION	EX TRADE	PRICE	CC	DEBIT/CREDIT
30OCT18			1	DEC 18	EURX DAX INDEX	27	11261.00		EU
30OCT18		1		DEC 18	EURX DAX INDEX	27	11264.00		EU
30OCT18			1	DEC 18	EURX DAX INDEX	27	11316.50		EU
30OCT18		1		DEC 18	EURX DAX INDEX	27	11354.50		EU
		2*	2*	GROSS PROFIT OR LOSS					EU 1,025.00DR

Comparison:

Trading chronology			Settlement (LoFo) as on the statement		
	BUY	SELL		BUY	SELL
1	11354.5	11261.0	1	11264.0	11261.0
2	11264.0	11316.5	2	11354.5	11316.0
Sum:	22618.5	22577.5		22618.5	22577.5
		22577.5			22577.5
	/	22618.5		/	22618.5
		- 41 points			- 41 points
	x 25 € / points			x 25 € / points	
		- 1 025EUR			- 1 025EUR

Conclusion: the chronological order of trades is not important and will have no impact on the overall result.

If a position is kept overnight, it will be settled at the highest traded price of the day and will appear in the statement of the following day (under Open Positions).

Attention: when positions are kept over several days, the First in – Last out principal is applied and the oldest positions are kept open until the position is finally flat.

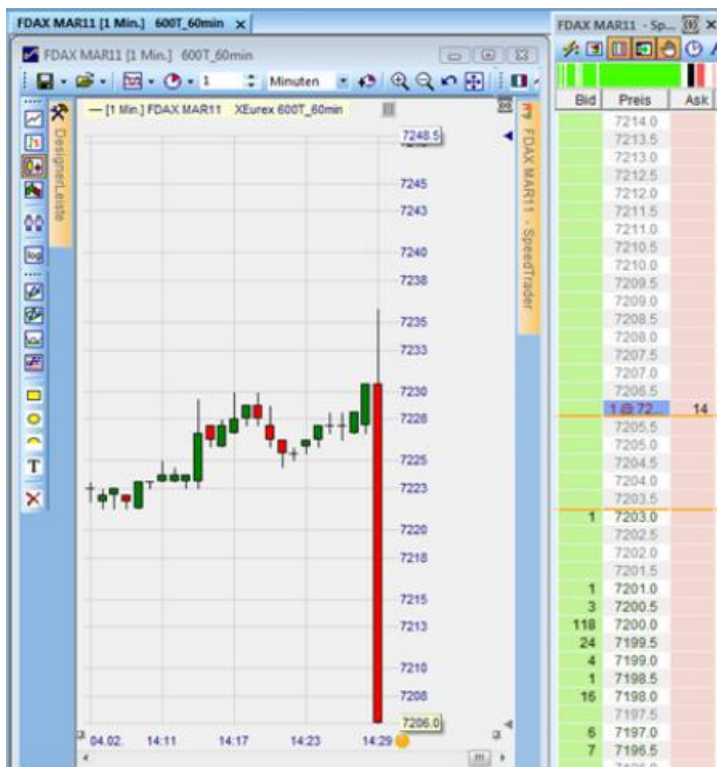
Never place an order on a position that you are not sure of. In case of discrepancies or doubt, contact the support desk and agree a plan of action. If you intervene before or without agreeing upon a plan of action you are solely and totally responsible for all direct and indirect losses and damages.

Slippage

When the activation level of a stop order is reached, a market order is triggered. Although all orders are executed at extremely high speeds, the execution price may differ from the activation level. This is called slippage.

Slippage may occur in fast moving markets. For example, when important economic data is published or when important and/or unexpected events occur. Market participants will remove their working orders from the market leading to nearly empty order books. Market participants who keep their orders working, will often put them at more conservative price levels, leading to the widening of the market spread. In fast moving markets the market price moves intermittently, i.e. there is not an execution on every price level. We advise you to read with attention the risk notice, which is part of your account application.

https://www.whselfinvest.com/films/slippage_news.mp4



Leverage and risk awareness

Futures can be traded on margin. The futures exchanges only require traders to have part of the value of the contract on their account. This means that the trader can take a position which has a higher value than the amount of money on his account. This is called leverage.

The trader is not obliged to use leverage. If he takes a position which is equal in value to the amount of money on his account, he uses no leverage. The trader who uses leverage, decides how much leverage he uses.

Leverage accelerates profits but also losses. Be careful if you use leverage.

Leverage can be calculated as follows:

Account value is € 20.000.

Buy 2 Eurostoxx50 futures at 3.000 points. A point on this future has a value of € 10.

The value of his position is € 60.000 (= 2 futures x 3.000 points x € 10).

The leverage is € 60.000 / € 20.000 = 3.

Account value is € 50 000

Buy 1 Eurostoxx50 future at 3.000 points. One point on this future has a value of € 10.

The value of his position is € 30.000 (= 1 future x 3.000 points x € 10).

The leverage is € 30.000 / € 50.000 = 0.6

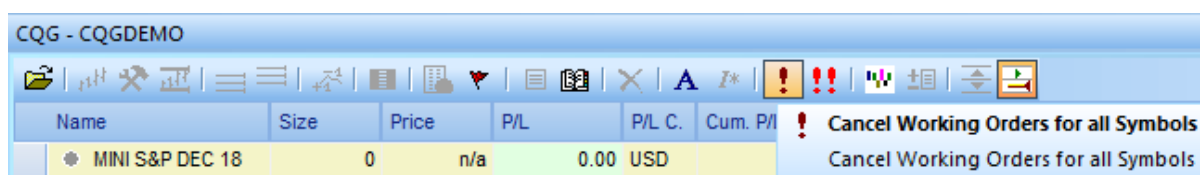
A value equal to or below 1 indicates that no leverage is used.

CME message rule

The futures exchanges want to avoid market participants disrupting the exchange infrastructure with excessive messages (e.g. orders, modifications, cancellations...).

The CME can charge clients who send excessive messages via their trading platform a fee of \$ 2.000 each time a set benchmark is violated. The policy can be read on the CME Group website: <http://www.cmegroup.com/globex/resources/cme-globex-messaging-efficiency-program.html>

CQG has limited the number of orders that can be cancelled per click. In case you click the "Cancel Working Orders for all Symbols" button and you can still see working orders, just wait a second and click the button again.



Limit up - Limit down

Limit up - Limit down are mechanisms that major exchanges use to stop manipulation or extreme volatility in the markets.

Limit up: This is the maximum amount by which the price of a futures contract may increase in one trading day. It is the maximum price at which a future can be traded before an exchange halts or stops trading. The market considers that above this limit, there may be price manipulation and extreme volatility. The maximum price limit varies from future to future.

Limit down: The opposite of limit up. This is the maximum amount by which the price of a futures contract may decrease in one trading day. It is the lowest price at which a future can be traded before an exchange halts or stops trading. The market considers that below this limit, there may be price manipulation and extreme volatility. The lowest price limit varies from future to future.

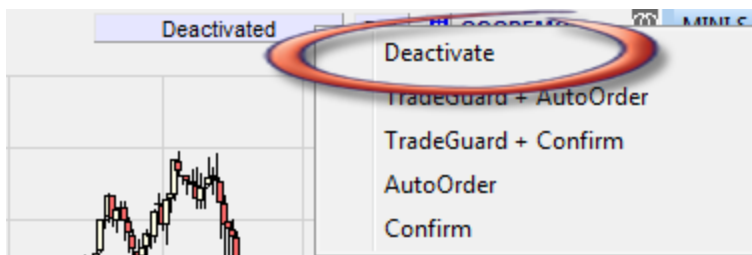
When limit up or limit down is reached, some markets will only halt temporarily, others will stop for the day based on regulatory rules.

FAQ

Q: Why do I receive an error message when I attempt to close my position using the „Close&Cancel“-button on the order pad?

A: If the TradeGuard is activated to protect an open position with a profit target and a stop loss order these orders absorb margin. The Exit order is an additional order, which temporarily requires margin. If the account is not sufficiently funded to temporarily supply margin according to the exchange rules for these three live orders, the Exit order is refused.

To avoid this, you should deactivate the TradeGuard first, then close the position or use the EXIT button:



Q: What happens to my TradeGuard orders on NanoTrader if I close the platform manually?

A: If you close the platform manually, the TradeGuard will be deactivated and the working orders will be cancelled on the server. The platform needs to run in order for TradeGuard orders to be active on the server (exchange).

Q: What happens to my TradeGuard orders on NanoTrader after a connection loss?

A: In this case the TradeGuard orders will remain on the server of the exchange. Please note that in case you have more than one working order, these orders will NOT function as OCO orders if the TradeGuard is not activated.

Q: Why is the account value shown on the trading platform slightly different from the account value indicated on the statement?

A: The clearing firm converts the account balance into USD for back office purposes. Due to intraday fluctuations of the exchange rate you will see slightly different values on the platform than on the statement. This has no impact on your actual balance. The amount indicated in the daily statements is correct and legally binding.

Complaint procedure

Please contact our support desk by mail or telephone with any question, remark or objection.

The vast majority of issues can be dealt with at this level.

In the unlikely event our support desk is unable to resolve the matter to your satisfaction, you can escalate your complaint to a formal complaint. Please set out your complaint clearly in writing either by electronic or regular mail. A manager will carry out an impartial inquiry into your formal complaint with the main objective of establishing the course of events, of assessing whether the events were dealt with conscientiously and in compliance with our contractual and other obligations. A response will be issued in writing within four weeks after receipt of the complaint.

A formal complaint can be submitted by e-mail (complaint@whselfinvest.com) or letter to:

WH SelfInvest S.A.,

5 Rue Thomas Edison (2d floor),

L - 1445 Strassen,

Luxembourg.