

## WHProStation Android app



**Neem uw WHProStation mee naar waar u maar wenst.**

**Grafieken in full-screen, posities, orders en alarms in een oogwenk.**

**Verschillende indicatoren beschikbaar.**

**Ontdek wat de WHProstation iPad app u te bieden heeft in volgende gids.**



**WH SELFINVEST**  
Est. 1998  
Luxemburg, France, Belgium,  
Poland, Germany, Netherlands

Copyright 2007-2011: all rights attached to this guide are the sole property of WH SelfInvest S.A. Reproduction and/or transmission of this guide by whatever means is not allowed without the explicit permission of WH SelfInvest. Disclaimer: this guide is purely informational in nature and can in no way be construed as a suggestion or proposal to invest in the financial instruments mentioned. Persons who do decide to invest in these financial instruments acknowledge they do so solely based on their own decision and risks. Alle information contained in this guide comes from sources considered reliable. The accuracy of the information, however, is not guaranteed.

**Login en het hoofdscherm**

**Werken met het koersenbord**

**Charts en indicators**

**Orders plaatsen en beheren**

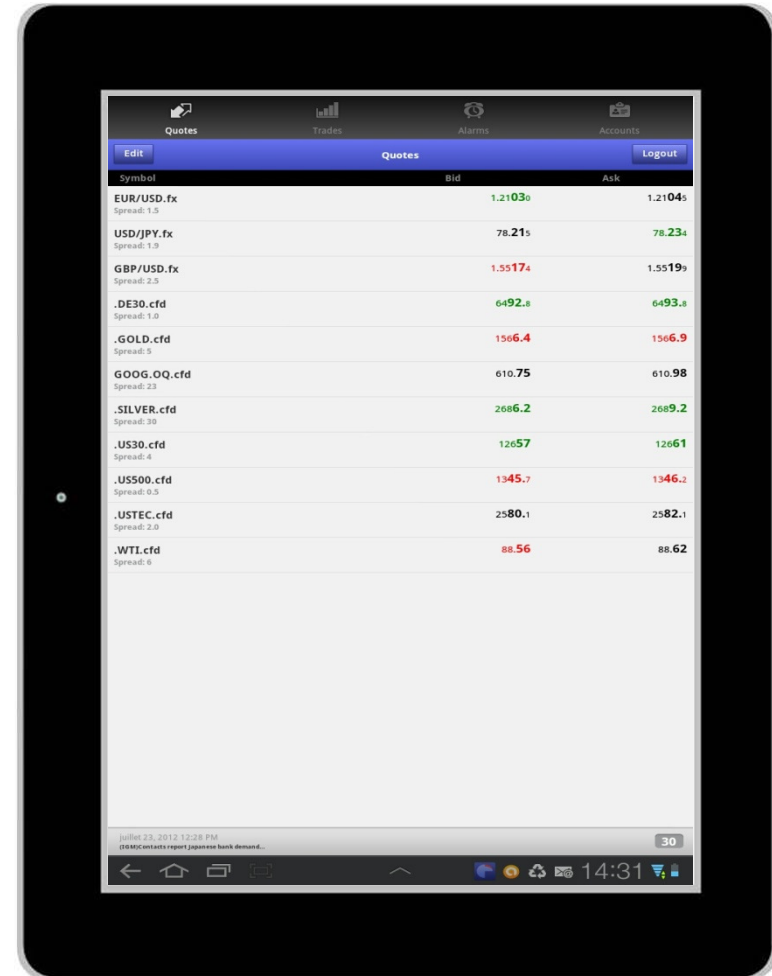
**Order management**

**Alarmen**

**News**

**Account status**





Klik om het koersenbord te wijzigen

Symbol	Bid	Ask
EUR/USD.fx Spread: 1.5	1.21030	1.21045
USD/JPY.fx Spread: 1.9	78.215	78.234
GBP/USD.fx Spread: 2.3	1.55174	1.55199
.DE30.cfd Spread: 1.2	6492.8	6493.8
.GOLD.cfd Spread: 5	1566.4	1566.9
GOOG.OQ.cfd Spread: 23	610.75	610.98
.SILVER.cfd Spread: 30	2686.2	2689.2
.US30.cfd Spread: 4	12657	12661
.US500.cfd Spread: 0.3	1345.7	1346.2
.USTEC.cfd Spread: 2.0	2580.1	2582.1
.WTI.cfd Spread: 6	88.56	88.62

Toevoegen

Verwijderen

Verplaatsen

Om details en de chart te zien en/of om een trade te doen

Done Edit Cancel

Add new symbols

- EUR/USD.fx  
Euro/US Dollar Spot
- USD/JPY.fx  
US Dollar/Japanese Yen Spot
- GBP/USD.fx  
GB Pound/US Dollar Spot
- .DE30.cfd  
Germany 30 cash
- .GOLD.cfd  
Spot Gold
- GOOG.OQ.cfd  
GOOGLE INC
- .US30.cfd  
US Wall Street 30 cash
- .US500.cfd  
US SPX 500 cash
- .USTEC.cfd  
US Tech 100 cash
- .WTI.cfd  
SPOT WTI Light Crude Oil

Klik om een trade te plaatsen



Klik om de chart aan te passen en/of er een indicator aan toe te voegen

3 Chart types beschikbaar

Selecteer uw indicator

Chart Type	
Bar	<input type="radio"/>
Candle	<input checked="" type="radio"/>
Line	<input type="radio"/>

Indicator	
None	<input checked="" type="radio"/>
Moving Average Simple	<input type="radio"/>
Moving Average Exponential	<input type="radio"/>
Moving Average Triangular	<input type="radio"/>
Moving Average Weighted	<input type="radio"/>
Moving Averages Convergence/Divergence	<input type="radio"/>
Bollinger Bands	<input type="radio"/>
Relative Strength Index	<input type="radio"/>
Momentum	<input type="radio"/>
Slow Stochastic	<input type="radio"/>
Fast Stochastic	<input type="radio"/>
Commodity Channel Index	<input type="radio"/>
Detrend Oscillator	<input type="radio"/>



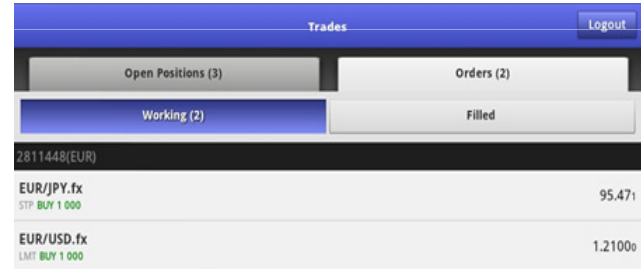
Klik om uw orders en posities te beheren

Klik om een order te plaatsen

Details van uw order

Beschikbare order types

Order management



Om uw orders te controleren

Klik om uw werken de orders te zien

Klik om uitgevoerde orders te zien

Klik om orders te wijzigen of ze te modiëren

Working (2)		Orders (2)	
Filled			
2811448(EUR)			
EUR/JPY.fx	STP BUY 1 000		95,471
EUR/USD.fx	BUY 1 000		1,21000

Controllen van uw posities

Klik om posities te sluiten of ze te beschermen

Open Positions (8)		
576571(EUR)		38,79
	GOLD.cfd	28,29
	EUR/USD.fx 17.10.2012	30,62
	SELL 10 000 1,08 CALL	
	AUD/USD.fx 17.10.2012	58,24
	SELL 10 000 0,9 PUT	
	EUR/USD.fx 21.11.2012	-72,00
	SELL 10 000 1,22 PUT	
	EUR/USD.fx 16.01.2013	-27,70
	SELL 10 000 1,32 CALL	
	EUR/USD.fx 16.01.2013	20,90
	SELL 10 000 1,18 PUT	
	USD/CAD.fx 19.09.2012	93,52
	SELL 20 000 1,08 CALL	
	USD/PLN.fx 15.08.2012	107,01
	SELL 10 000 3,7 CALL	



Submit New Alarm Cancel

DE30.cfd

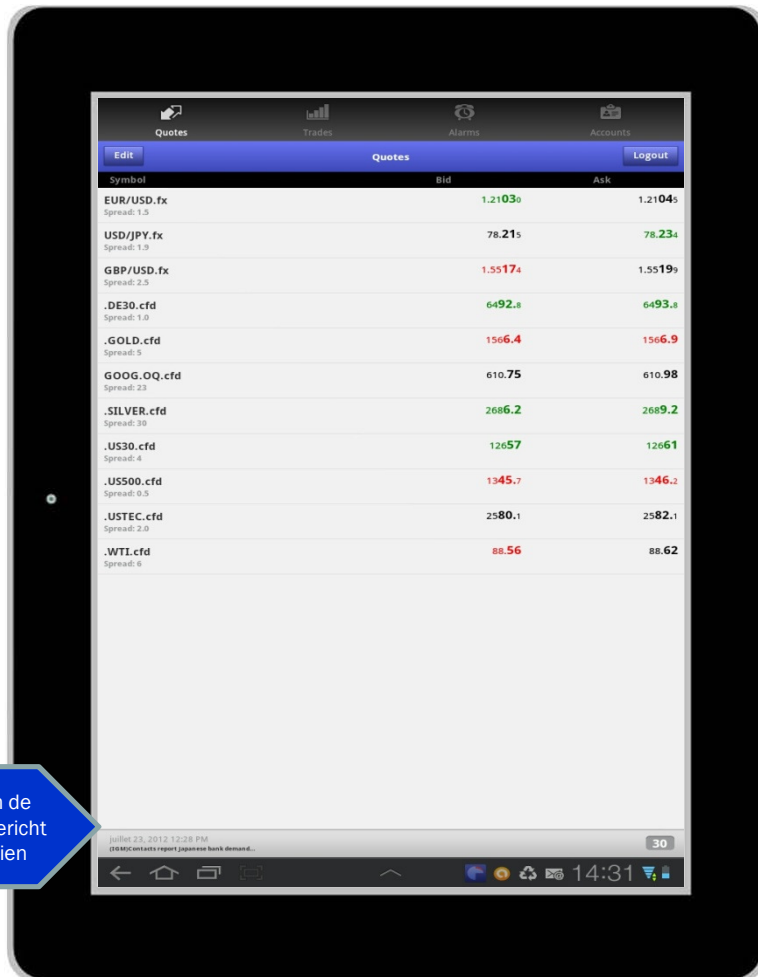
6709.5 Bid(Sell) | 6710.5 Ask(Buy)

Condition >=

Price 6710.0

Email alert

SMS Alert



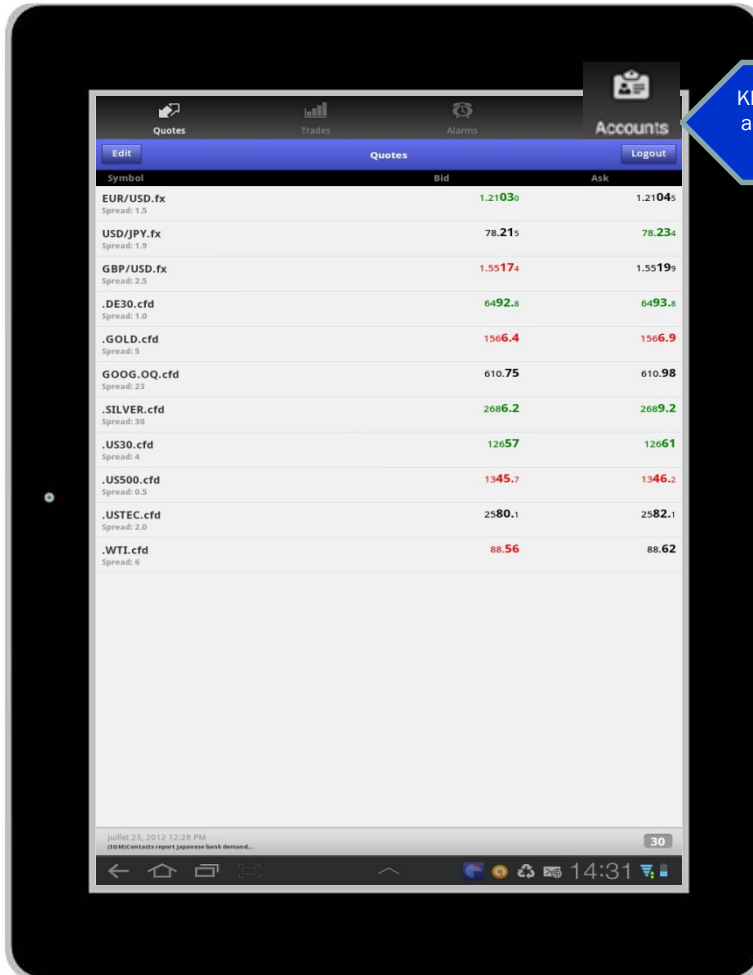
News

- August 3, 2012 11:33 AM - 1 minute ago  
(ReutersNewsfeedFX) Details of India's 2020 bond auction - RBI
- August 3, 2012 11:33 AM - 1 minute ago  
(ReutersNewsfeedFX) London gold 1030 fix - Aug 3 - 1595.00 dlrs
- August 3, 2012 11:33 AM - 1 minute ago  
(ReutersNewsfeedFX) Greek central bank chief defends Piraeus-ATEbank deal
- August 3, 2012 11:31 AM - 3 minutes ago  
(ReutersNewsfeedFX) Details of India's 2032 bond auction - RBI
- August 3, 2012 11:31 AM - 3 minutes ago  
(ReutersNewsfeedFX) Details of India's 2026 bond sale - RBI
- August 3, 2012 11:30 AM - 4 minutes ago  
(ReutersNewsfeedFX) Details of India's 2041 bond auction - RBI
- August 3, 2012 11:28 AM - 6 minutes ago  
(IGM)[FOCUS COMMENT: NOT REALLY THE RIGHT TIME] After near constant warnings from the Japanese admins...
- August 3, 2012 11:28 AM - 6 minutes ago  
(ReutersNewsfeedFX) Key Euribor rate flat after ECB meeting
- August 3, 2012 11:28 AM - 6 minutes ago  
(ReutersNewsfeedFX) Romanian leu hits new record low vs euro

August 3, 2012 11:38 AM

(IGM)Having cleared those earlier 1.2200/10 spec offers as specs took comfort from the modestly better overall EMU...

Having cleared those earlier 1.2200/10 spec offers as specs took comfort from the modestly better overall EMU services PMI, [EUR/USD] continues to enjoy an extended rally, reaching 1.2245 so far. Next offers are now targeted around 1.2250-70. Talk of an asset reallocation trade from bonds into equities has also coincided with the gains, and falling yields on peripheral EZ bonds is also being witnessed.



Klik om de globale account status te bekijken

The screenshot shows the 'Accounts' page with a blue header and navigation icons for 'Quotes', 'Trades', 'Alarms', and 'Accounts'. The main content is a list of account metrics:

Cash(EUR)	50,000.00
Available Equity	46,900.04
Total Equity	49,942.85
Unrealized P/L	0.00
Floating P/L	1215.78
Margin Req.	3,042.81
Risk Level	1,641%